

Clutch & Driveline Parts



Complete Clutch


(Shaft, spring, HD Arm, brg, pressure plates, a metallic disc)

**Pictured*

Does not include the 6 finger driver (pg 14) or clutch hub (pg 16)

Prt No. CC

\$278.25



Complete Clutch with Driver.

Does not include clutch hub shown on page 16.

Prt No. CC1

\$367.50



Four Puck Heavy Duty Clutch Kit. Comes with larger Driver, larger Pressure Plates, and 4 puck clutch Disc.

Prt No. HDC

\$273.00

HDMD 4 Puck metallic disk

Prt No. HDMD

\$89.25


Heavy Duty Complete Clutch w/ Driver

Comes with 4 puck heavy duty disc, pressure plates, driver, shaft, spring, HD Arm, brg, and split collar.

**Not Pictured*

Prt No. HDCC1

\$404.25



Super Heavy Duty Clutch Kit Comes with Driver, 5 puck clutch disc, pressure plates, and driver pins. (We developed this clutch for our V-Twin Engines for maximum slip engagement for high wheel speed launches.)

Prt No. SHDC

\$304.50

SHDMD 5 puck metallic disk


Prt No. SHMD

\$99.75

Also available as complete clutch assembly.

Prt No. SHDCC1

\$435.75




Repair Kit for Mini Spline Drive Clutch

We have had several customers complain to us that their Vogel mini spline drive clutch either don't release or won't engage because the floater plates are binding up on the shaft. Our fix is a spline driveshaft with splined floater plates and end pressure plate. Drop in replacement for a true spline drive. Driveshaft comes one standard length of 36" long, which can be cut to required length.

Prt No.
Splined
Clutch

\$178.50

Clutch & Driveline Parts



Six Lug Clutch Driver - Aluminum

Clutch driver replaces stock driver. Can be used with stock disc or our Super Cub metallic disc. Includes drive pins. (6)

Use 3 or all 6 pins loctite and nut goes on flywheel side of drive.

Drive pins w/ nuts also sold separately.

Prt No. DP

\$89.25

Prt No. DP

\$3.05 each




Metallic Clutch Disc

Made with six metallic pucks mounted on an 1/8" aluminum disc. One disc has holding power of two stock discs. This disc is thicker than a stock disc and a new drive shaft is required.

Prt No. MD

\$84.00



Kevlar/Fiberglass Composite Clutch Disc

This clutch disc is a metallic impregnated Kevlar/fiberglass composite clutch disc. It has about 85% of holding power to our metallic disc. A good comparison would be a yellow spring with the Kevlar disc would be similar holding power to our disc with a red spring. Drop in replacement for the stock fiber disc.

Great for stock & stock altered pullers

Prt No. KD

\$36.75




One Piece Billet Steel Clutch Pressure Plates
 Much improvement over the stock plates. Will not warp like the stock ones.

Prt No. PP

\$57.75/pr

Clutch & Driveline Parts



Driveshaft Split Collar for 5/8" driveshaft.
Split collar locks to driveshaft to hold clutch spring firmly in place, eliminates the need for the roll pin behind spring, the spot where most driveshaft failures occur.

Prt No. SC **\$6.10**



3" Long Driveshaft Coupler - Hardened Steel (Change top pinion without removing driveshaft)

Prt No. Coupler **\$33.10**



4140 Hardened to 35C Drive Shafts (Comes with holes drilled - except for the hole behind the spring.) Specify model and disc type. \$5.00 extra for non-standard lengths up to 24".

Prt No. DS **\$27.60**

On 24" long, only front two holes are drilled.



Heavy Duty Clutch Springs (#800-red to #1120-yellow)

The red spring is used in stock, stock altered, and 30 cubes. Yellow for pro and super stocks.

Both are 6" spring & compress to 4 1/2"

Prt No. HDR (Red Spring) **\$27.30**

Prt No. HDY (Yellow Spring) **\$27.30**



Throw Out Bearings for Cub Cadet

Prt No. TO1 **\$48.55**



Throw Out Bearings for Cub Cadet

Prt No. TO1582 **\$50.00**



Teaser Spring for Cub Cadet

Prt No. Teaser **\$4.20**



Teaser Spring for Cub Cadet

Prt No. T-Cup **\$11.20**

Clutch & Driveline Parts



Heavy Duty Cub
Cadet Release Arms.
Narrow, Wide, and 582.
Please specify.
These arms are made
longer & stronger than
stock. To be used with
red or yellow springs.

Prt Nos.
HDRA-N
HDRA-W
HDRA-582

\$52.50



Adapter Step Washer
to mount Billet Clutch Hub onto
Magnum Kohler Crank with 3/8
Bolt instead of threaded crank end.
To be used with MSC Clutch Hub
Prt No. Clutch Hub for K-Series.

Prt No. SW **\$7.35**



CHC Command & 4 bolt
Kohler
Billet Aluminum Clutch Hub for
Command and for newer Kohler 1
cyl with four bolts on a 3" Center-
to-Center Flywheels with 1.875
raised center. (Also fits some Briggs
Vanguard). Comes Drilled with 5/16
holes, customer can drill to 3/8 if
needed.

Prt No. CHC **\$55.15**



Clutch Hub for K-Series Dowel
Pin. Billet Aluminum Clutch Hub
(replaces cast aluminum hub). With
four bolts on 3" center to center fly-
wheels. Use dowel pin or bolts.

Prt No. Clutch Hub/
Dowel Pin **\$52.50**



High Quality Center
Support Bearings
with eccentric lock.

Prt No. CSB **\$36.75**



Spiral Driveshaft Pin 1/4" X 1 1/2 " Long
Priced Individually

Prt No. SP1 **\$1.85**